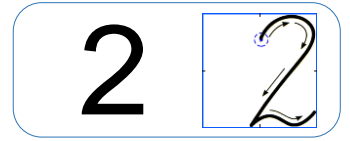
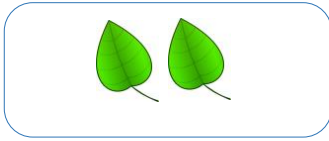



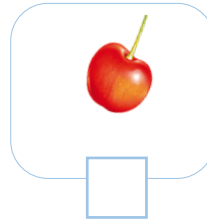

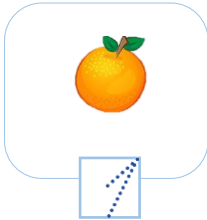
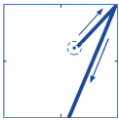


Сурагчийн нэр:

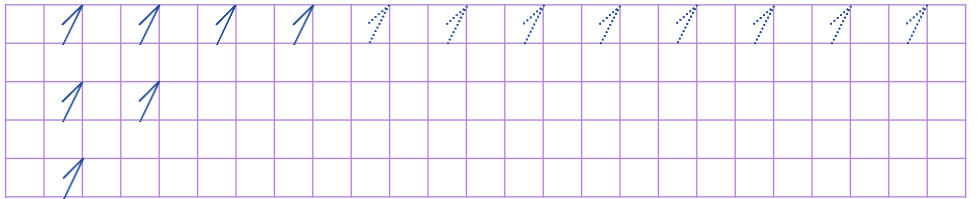
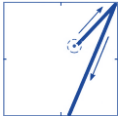
Эхэлсэн: он сар өдөр







1



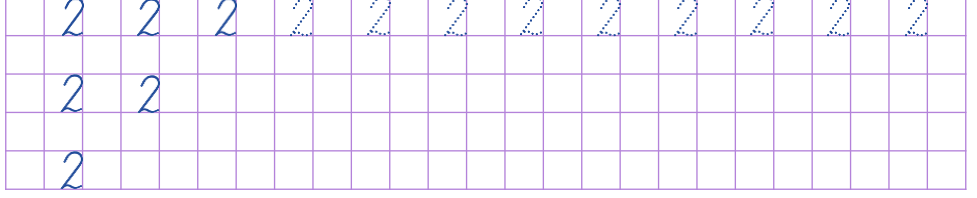
2



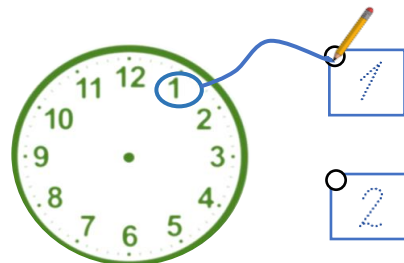
3



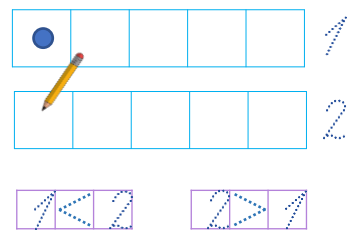
4



5



6



Дууссан:сарөдөр





Даалгавар	1	2	3	4	5	6
Өөрийн үнэлгээ	😊	😊	😊	😊	😊	😊

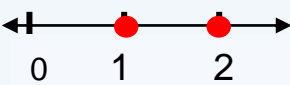


Сурагчийн нэр:


Эхэлсэн: он сар өдөр







$1 < 2$
 $2 = 2$



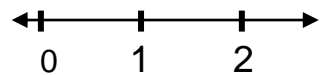
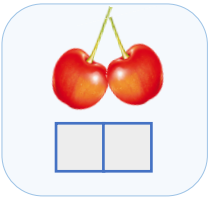
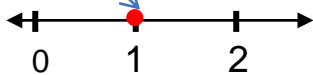

1



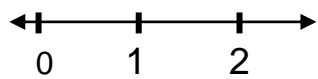

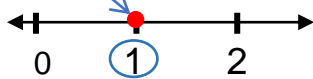

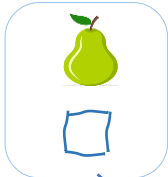
$2 > 1$



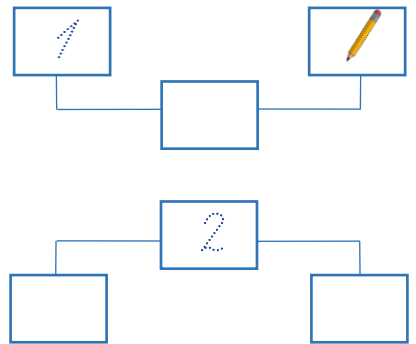
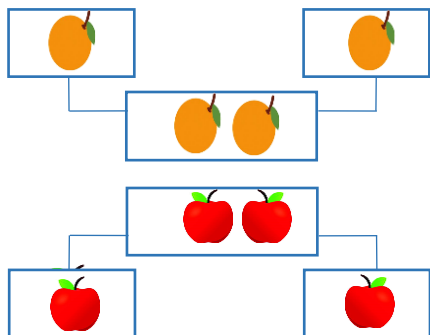
2



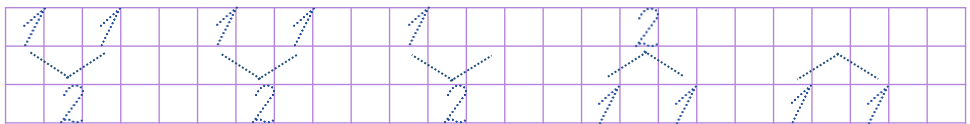
3



4



5



Дууссан:сарөдөр


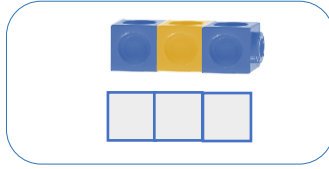
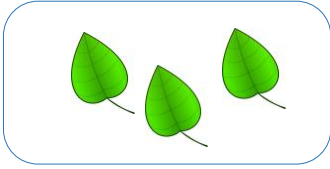


Даалгавар	1	2	3	4	5
Өөрийн үнэлгээ					

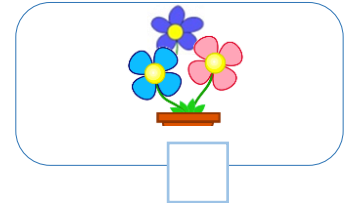
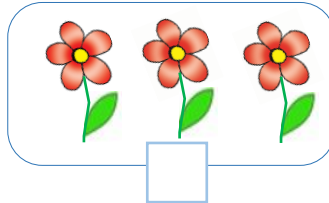



Сурагчийн нэр:

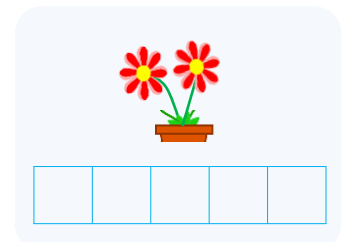
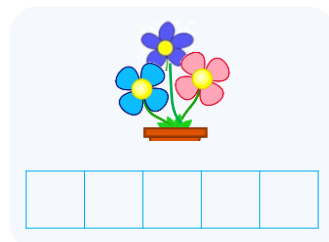
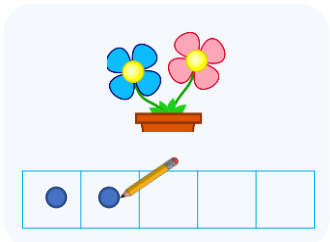
Эхэлсэн: он сар өдөр



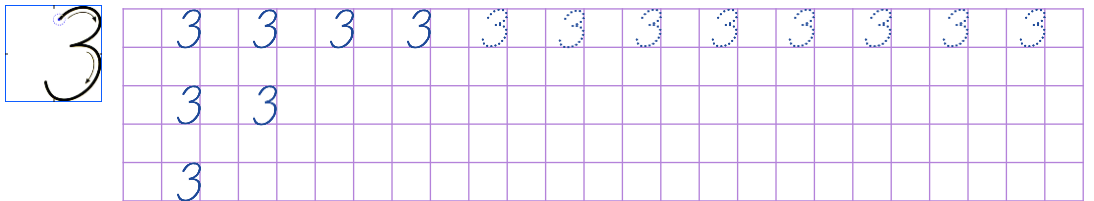
1



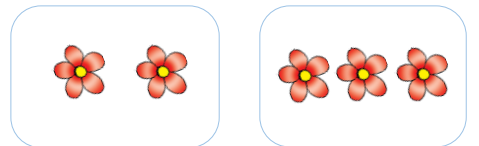
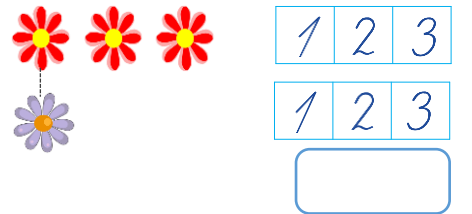
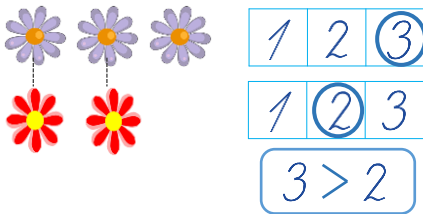
2




3




4



5



6



Дууссан:сарөдөр



Даалгавар	1	2	3	4	5	6
Өөрийн үнэлгээ	😊	😊	😊	😊	😊	😊



Сурагчийн нэр:

Эхэлсэн: он сар өдөр



Introduction to the number 3. Includes a ten-frame with 3 boxes, a number line from 0 to 3 with a red dot at 3, and two decomposition diagrams showing 1+2=3 and 2+1=3.

1

Activity 1: Counting flowers. A red flower is circled. A number line from 0 to 4 has a red dot at 1. Three boxes contain 1, 2, and 3 flowers respectively. A number line from 0 to 3 is shown below.

2

Activity 2: Counting flowers. Two boxes contain 1 and 3 flowers. A number line from 0 to 3 has a red dot at 1. Two boxes contain 2 and 3 flowers. A number line from 0 to 3 is shown below.

3

Activity 3: Flower counting. A tree diagram shows 1 red flower, 3 red flowers, and 2 blue flowers. A number line from 0 to 3 has a red dot at 1. A box contains the number 3 and a pencil icon. Another box contains the number 2.

4

Activity 4: Flower counting. Two boxes contain 2 and 1 flowers. A number line from 0 to 3 has a red dot at 1. Two boxes contain 1 and 2 flowers. A number line from 0 to 3 has a red dot at 1. A house-shaped box contains 3 blue dots and 1 orange dot.

5

Activity 5: Tracing the number 3. A grid contains five instances of the number 3 for tracing, with arrows indicating the stroke order.

Дууссан:сарөдөр

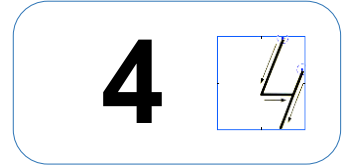
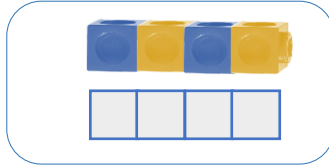



Даалгавар	1	2	3	4	5
Өөрийн үнэлгээ	😊	😊	😊	😊	😊

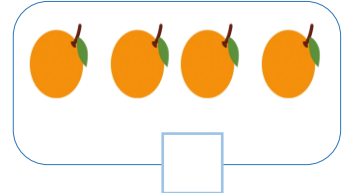
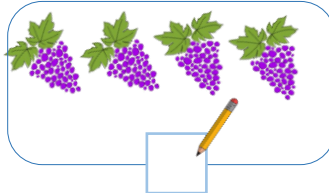



Сурагчийн нэр:

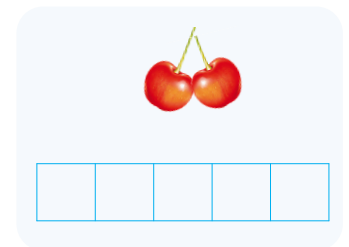
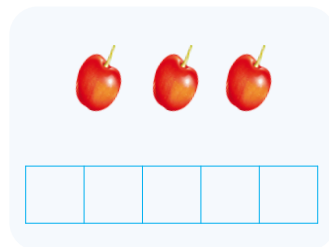
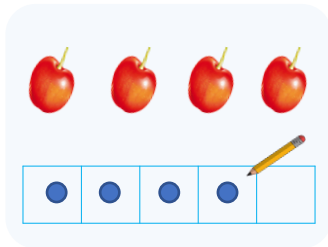
Эхэлсэн: он сар өдөр



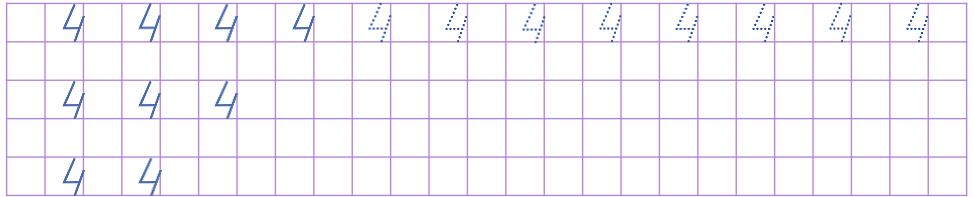
1





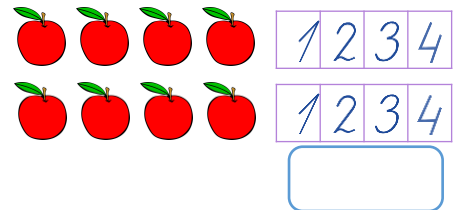
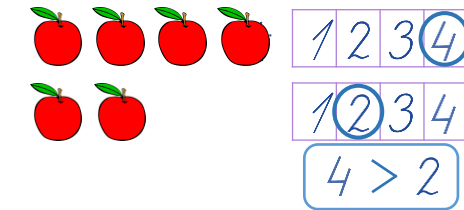
2



3



4

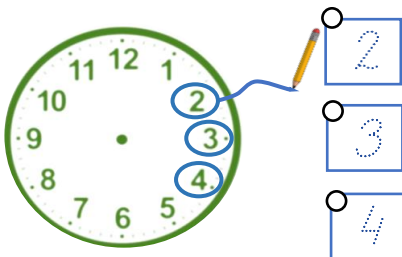


$3 < 4$




$3 > 4$

5



6



Дууссан:сарөдөр



Даалгавар	1	2	3	4	5	6
Өөрийн үнэлгээ	😊	😊	😊	😊	😊	😊



Сурагчийн нэр:

Эхэлсэн: он сар өдөр



Two rows of empty boxes for writing. A number line from 0 to 4 with a red dot at 4. Two branching diagrams showing 4 = 3 + 1 and 4 = 2 + 2.

1



Two groups of butterflies. The first group has 2 blue butterflies and 2 colorful butterflies. The second group has 1 red butterfly, 3 blue butterflies, and 2 yellow butterflies. Below each group is a number line from 0 to 4 with a red dot at 2 and 1 respectively.

2



Two groups of butterflies. The first group has 4 pink butterflies and an empty box. The second group has 3 blue butterflies and an empty box. Below each group is a number line from 0 to 4 with a red dot at 4.

3



Two groups of butterflies. The first group has 2 yellow butterflies and 2 yellow butterflies. The second group has 4 pink butterflies, 1 pink butterfly, and 3 pink butterflies. To the right is a branching diagram with a central box containing the number 4 and four empty boxes for decomposition.

4

Four groups of birds. The first group has 3 blue birds, 1 blue bird, 1 white bird, and 3 white birds. The second group has 2 orange birds and 2 orange birds. Below each group is a box for counting, with the first one containing the number 4.

5



A train with 4 cars. The first car has 4 dots, the second has 4 dots, the third has 2 dots, and the fourth has 3 dots. To the right is a train with 4 cars, each with a number: 1, 2, 3, and 4.

6



A grid for tracing numbers. The first two columns show the number 4 being formed from 1 and 3, and 2 and 2. The next three columns show the number 4 being formed from 3 and 1, 4 and 1, and 4 and 2. The last column shows the number 4 being formed from 4 and 3.

Дууссан:сарөдөр

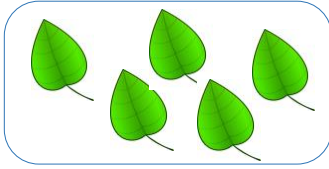


Даалгавар	1	2	3	4	5	6
Өөрийн үнэлгээ	😊	😊	😊	😊	😊	😊

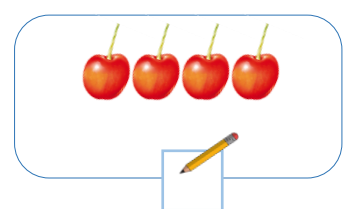



Сурагчийн нэр:

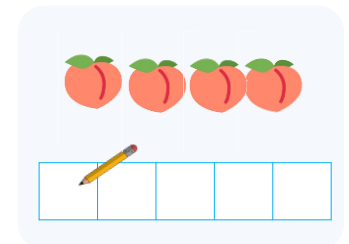

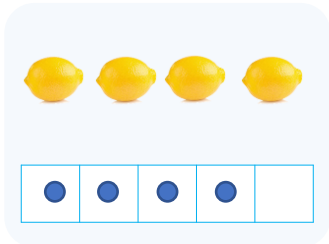
Эхэлсэн: он сар өдөр



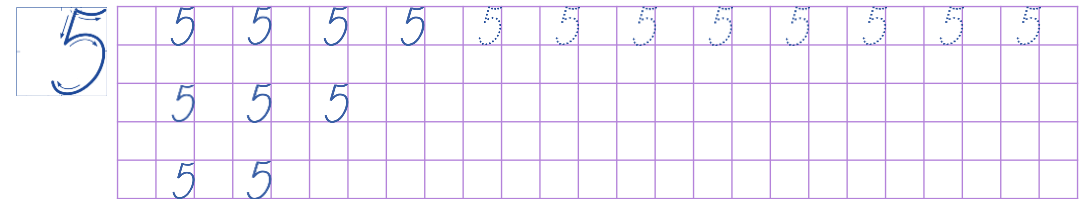
1



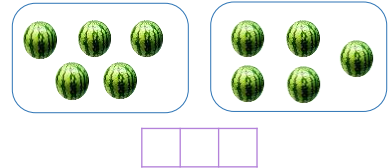
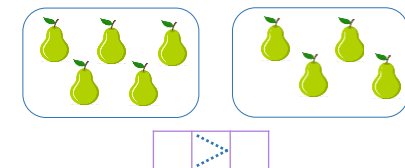
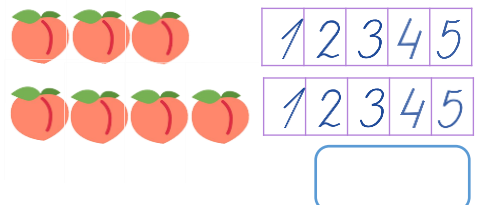
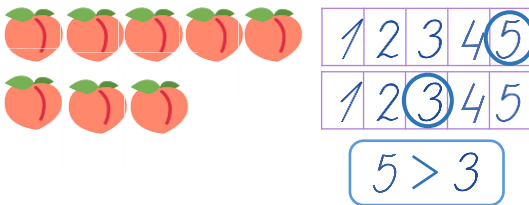
2




3



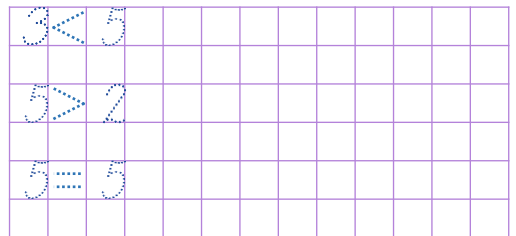
4



5



6



Дууссан:сарөдөр



Даалгавар	1	2	3	4	5	6
Өөрийн үнэлгээ	😊	😊	😊	😊	😊	😊



Сурагчийн нэр:

Эхэлсэн: он сар өдөр



1

2

3

4

5

6

Дууссан:сарөдөр

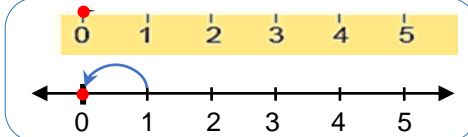
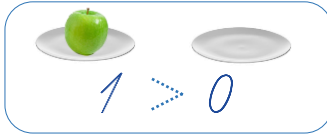


Даалгавар	1	2	3	4	5	6
Өөрийн үнэлгээ	😊	😊	😊	😊	😊	😊

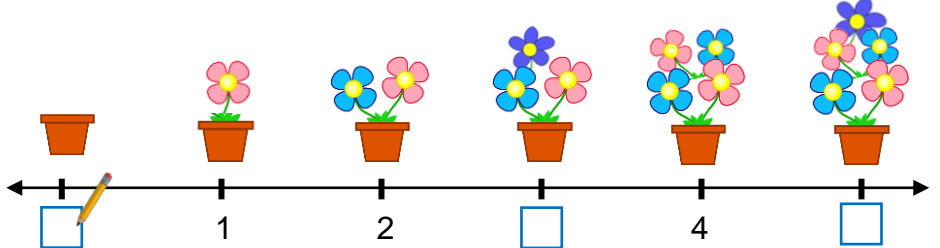


Сурагчийн нэр:

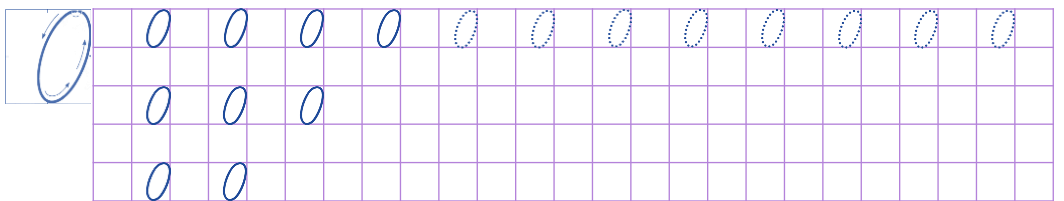
Эхэлсэн: он сар өдөр



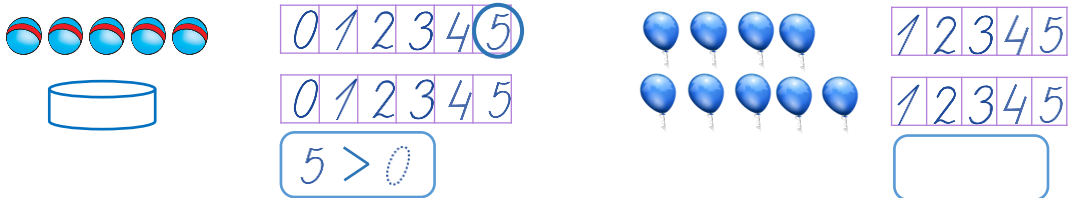
1



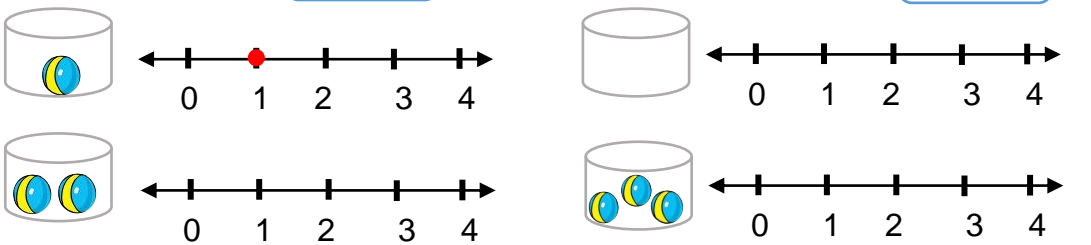
2



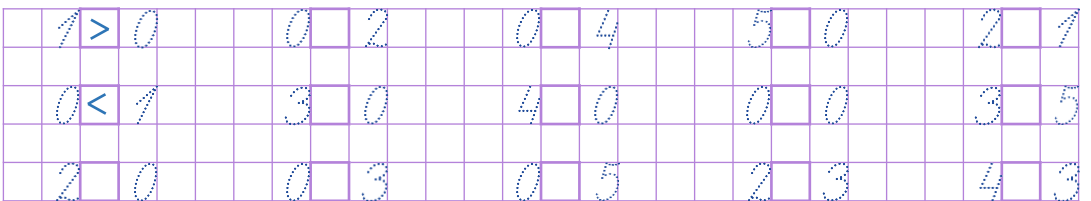
3



4



5



Дууссан:сарөдөр

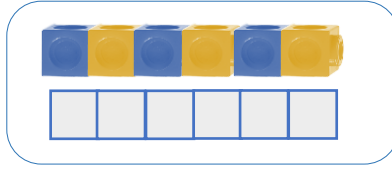



Даалгавар	1	2	3	4	5
Өөрийн үнэлгээ	😊	😊	😊	😊	😊

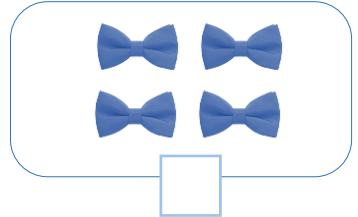

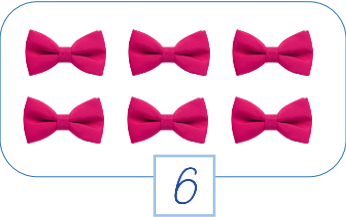


Сурагчийн нэр:




Эхэлсэн: он сар өдөр



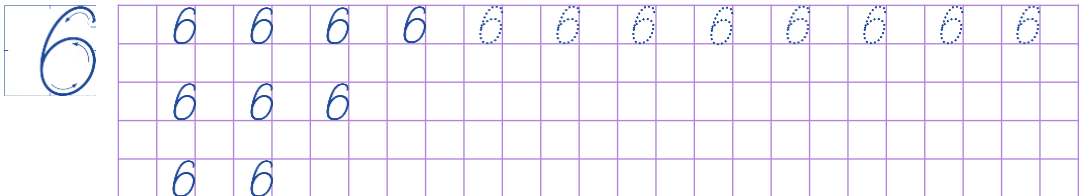
1



2




3



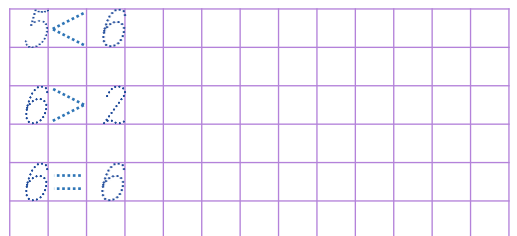
4



5



6



Дууссан:сарөдөр

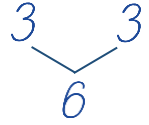
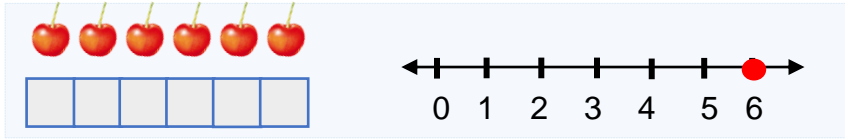


Даалгавар	1	2	3	4	5	6
Өөрийн үнэлгээ	😊	😊	😊	😊	😊	😊




Сурагчийн нэр:

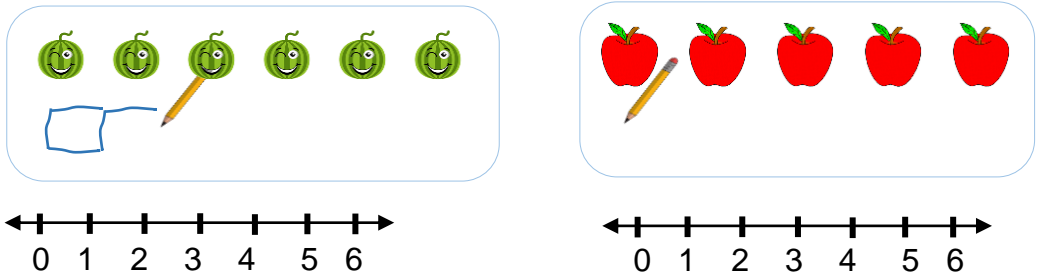
Эхэлсэн: он сар өдөр



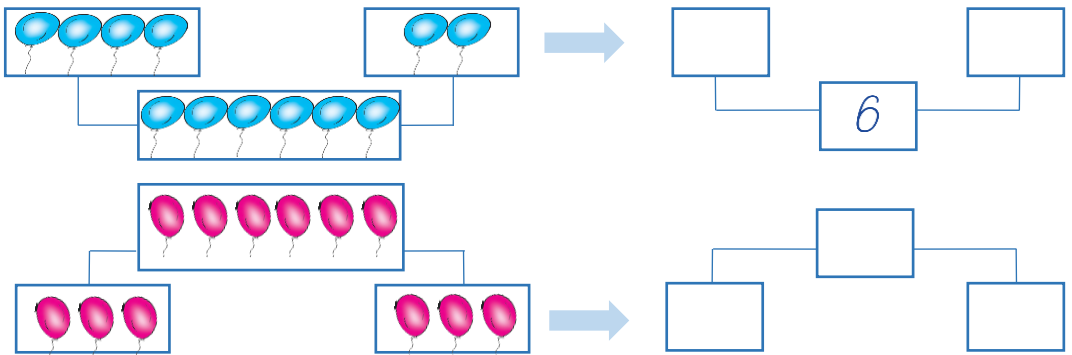
1



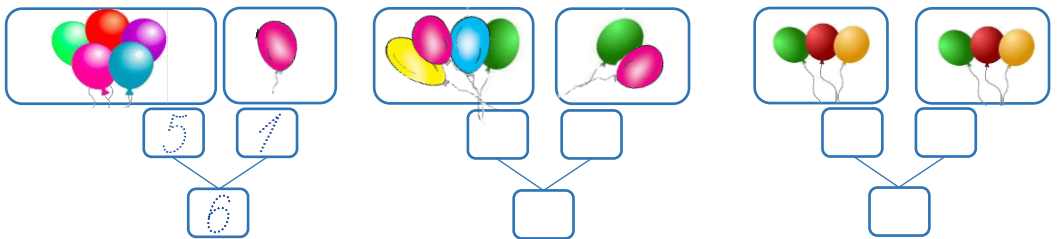
2



3



4



5



6



Дууссан:сарөдөр

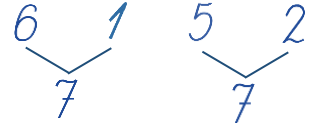
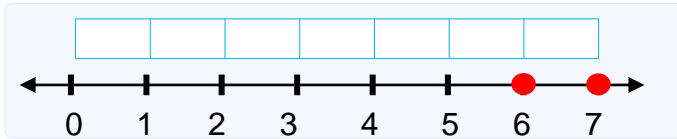


Даалгавар	1	2	3	4	5	6
Өөрийн үнэлгээ	😊	😊	😊	😊	😊	😊



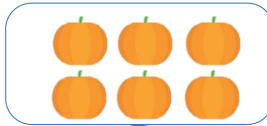


Сурагчийн нэр:

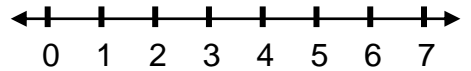
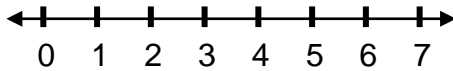

Эхэлсэн: он сар өдөр



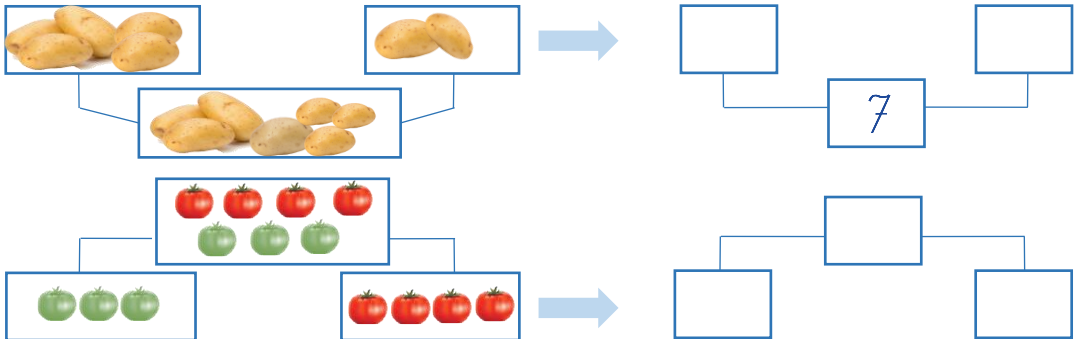
1



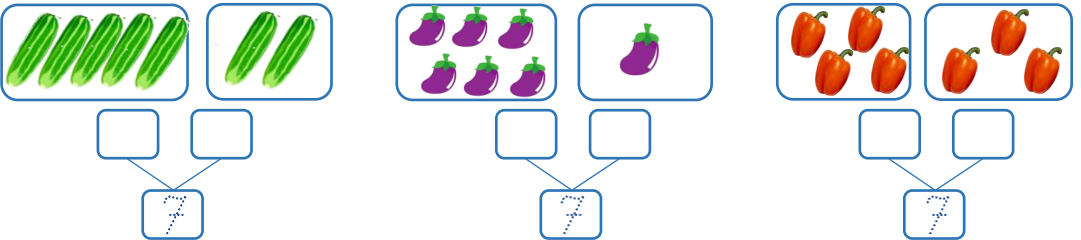
2



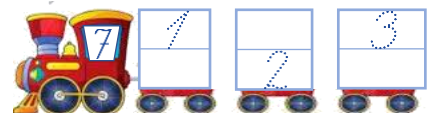
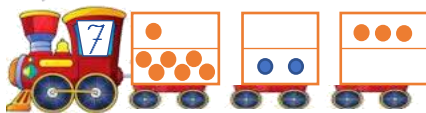
3



4



5



6



Дууссан:сарөдөр

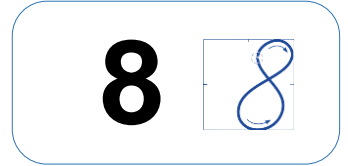




Даалгавар	1	2	3	4	5	6
Өөрийн үнэлгээ	😊	😊	😊	😊	😊	😊

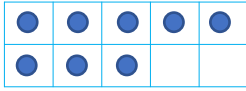
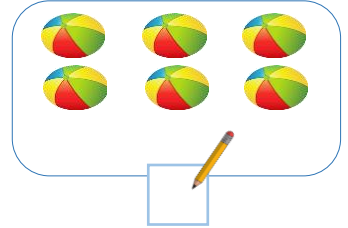
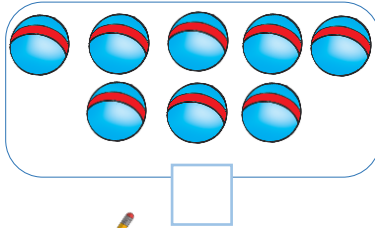
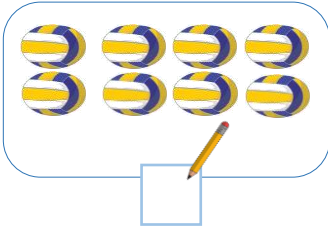


Сурагчийн нэр:

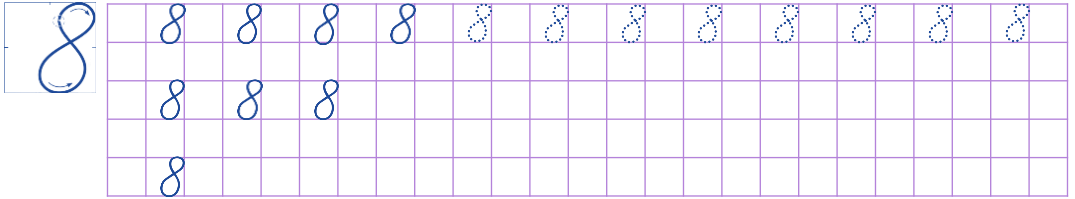
Эхэлсэн: он сар өдөр




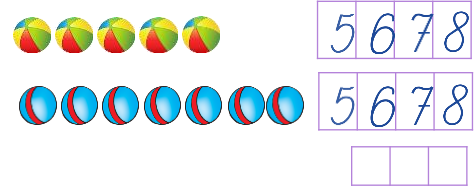
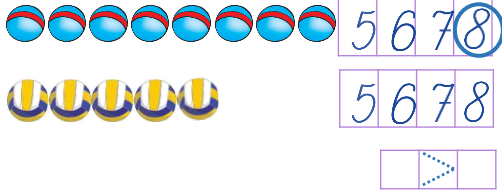
1



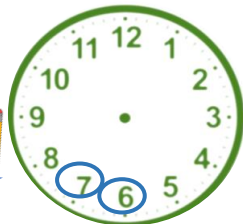
2



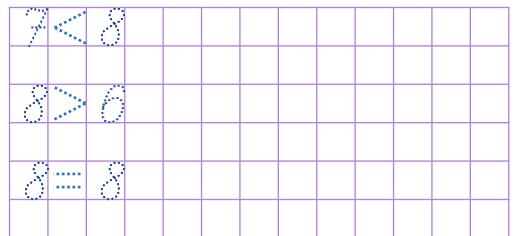
3



4



5



Дууссан:сарөдөр

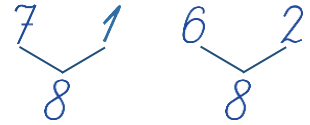
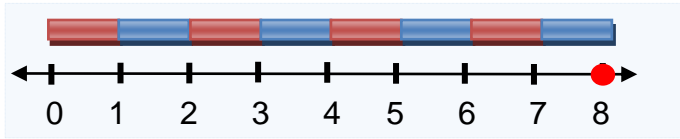


Даалгавар	1	2	3	4	5
Өөрийн үнэлгээ	😊	😊	😊	😊	😊

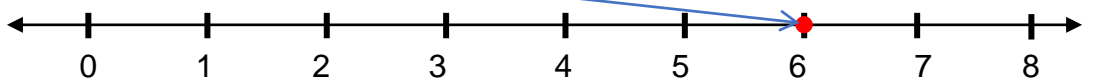



Сурагчийн нэр:

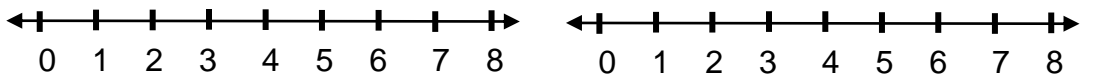
Эхэлсэн: он сар өдөр



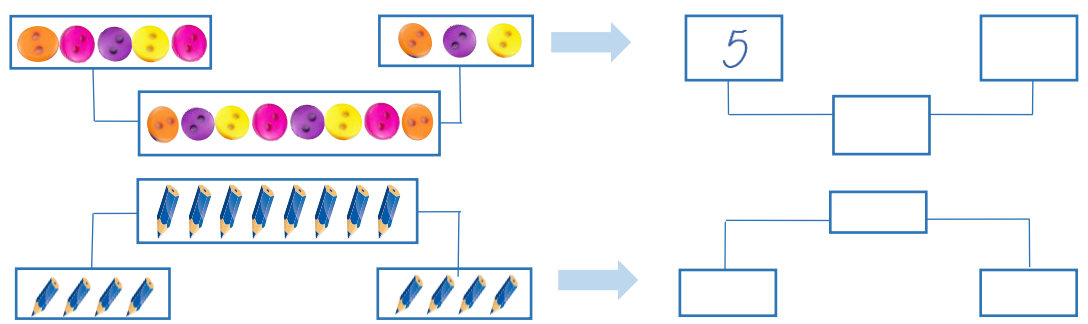
1



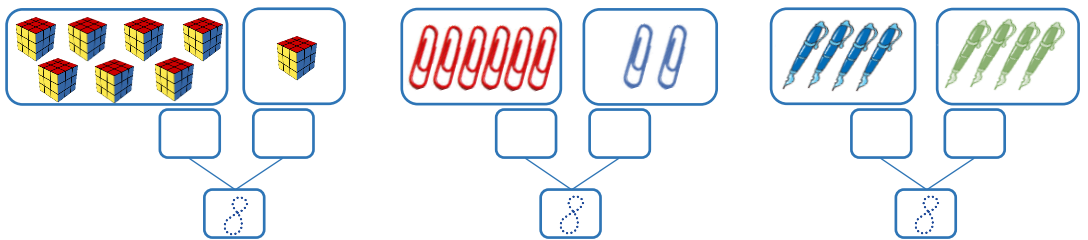
2



3



4



5



6



Дууссан:сарөдөр

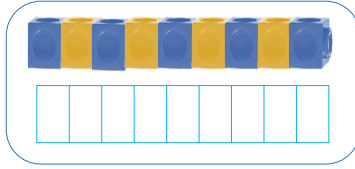



Даалгавар	1	2	3	4	5	6
Өөрийн үнэлгээ	😊	😊	😊	😊	😊	😊

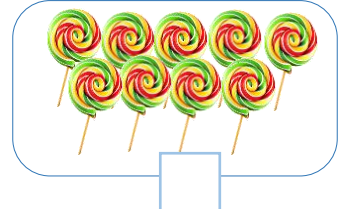
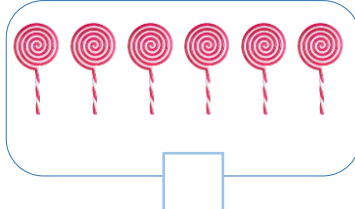



Сурагчийн нэр:

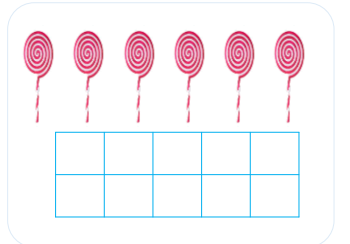

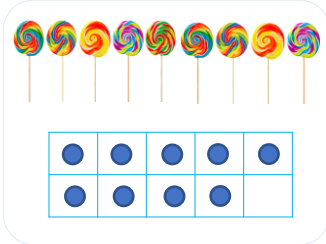
Эхэлсэн: он сар өдөр



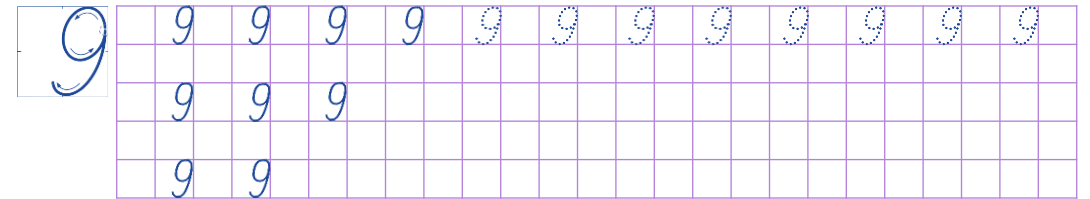
1



2



3



4



6 7 8 9

6 7 8 9

>



6 7 8 9



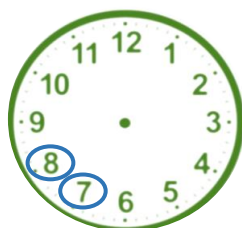
6 7 8 9




>



5



6



Дууссан:сарөдөр

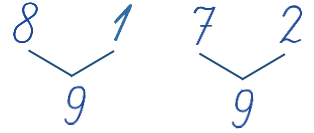
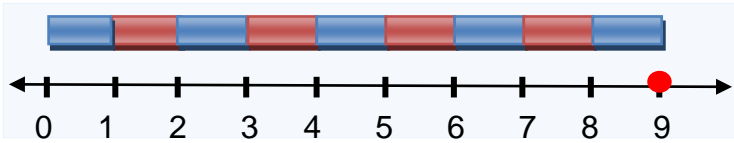


Даалгавар	1	2	3	4	5	6
Өөрийн үнэлгээ	<input type="radio"/>	<input type="radio"/>	<input type="radio"/>	<input type="radio"/>	<input type="radio"/>	<input type="radio"/>

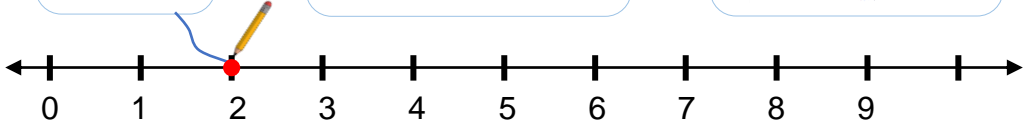


Сурагчийн нэр:


Эхэлсэн: он сар өдөр



1



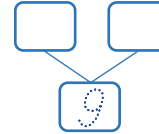
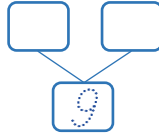
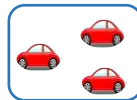
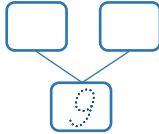
2



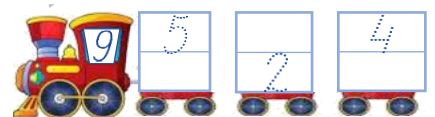

3



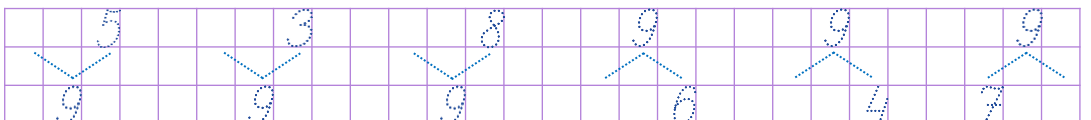
4



5



6



Дууссан:сарөдөр

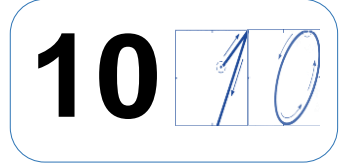
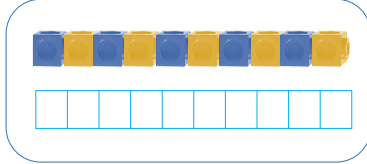



Даалгавар	1	2	3	4	5	6
Өөрийн үнэлгээ	😊	😊	😊	😊	😊	😊






Сурагчийн нэр:


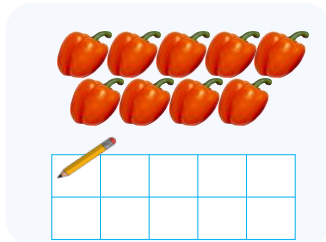
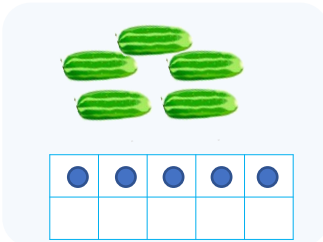
Эхэлсэн: он сар өдөр



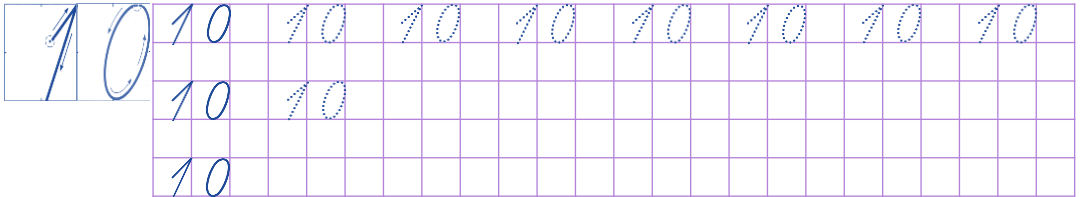
1





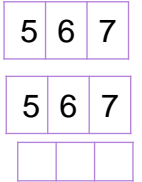
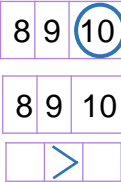
2



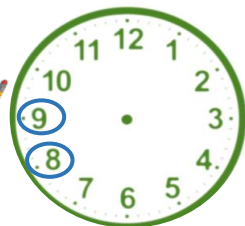
3



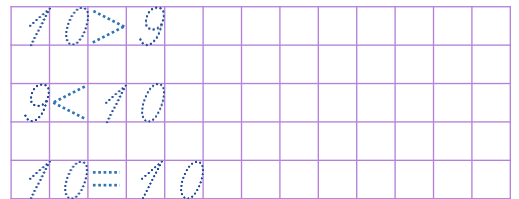
4



5



6



Дууссан:сарөдөр

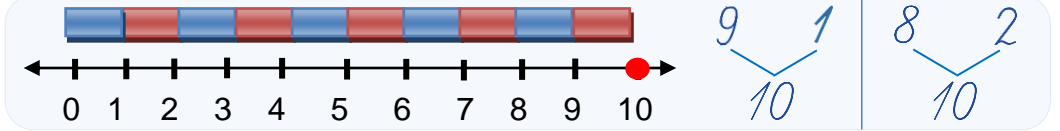


Даалгавар	1	2	3	4	5	6
Өөрийн үнэлгээ	😊	😊	😊	😊	😊	😊

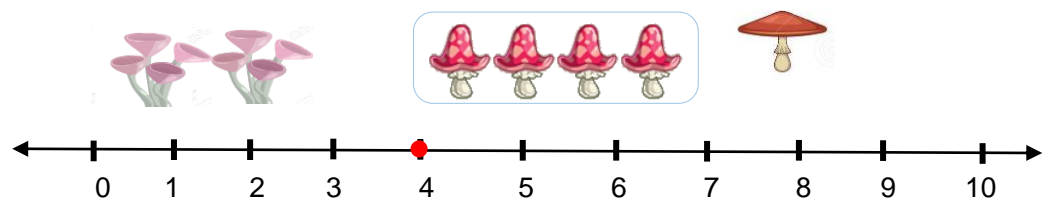


Сурагчийн нэр:


Эхэлсэн: он сар өдөр



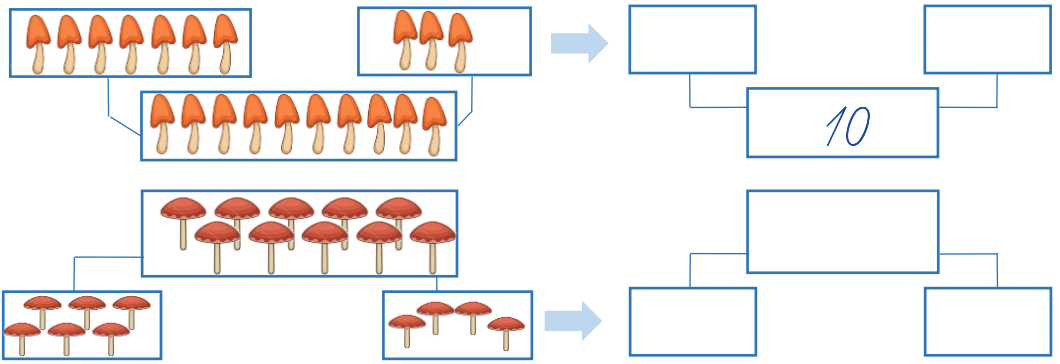
1



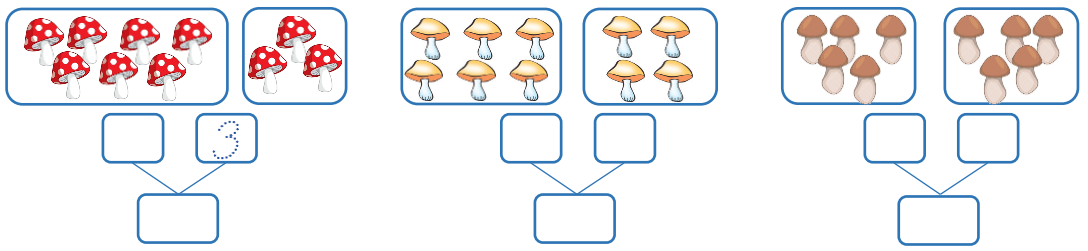
2



3



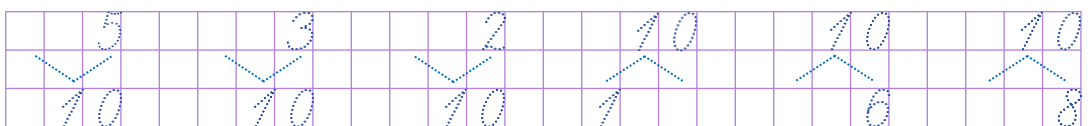
4



5



6



Дууссан:сарөдөр

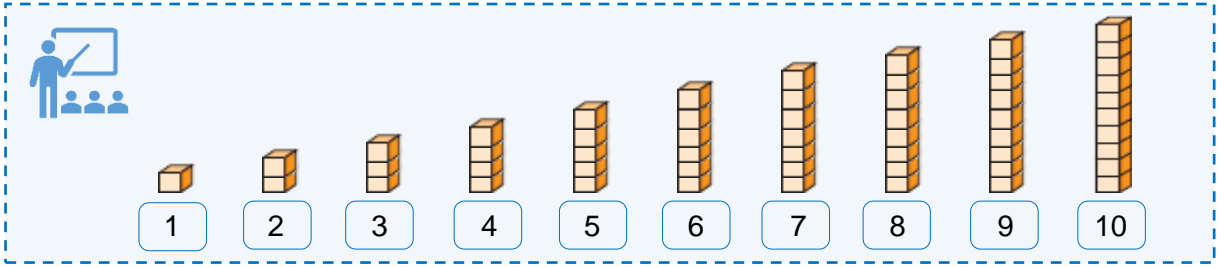



Даалгавар	1	2	3	4	5	6
Өөрийн үнэлгээ	😊	😊	😊	😊	😊	😊



Сурагчийн нэр:

Эхэлсэн: он сар өдөр



1 

а.

5	1										0
6		6		6		6		6		6	

б.

6	1										
7		7		7		7		7		7	

в.


7	1										
8		8		8		8		8		8	

г.

8	1										
9		9		9		9		9		9	

д.

9	1										
10		10		10		10		10		10	

2 

а.

10	10	10	10	10	10
9	1				

б.

9	9	9	9	9	9
5	4				

в.

8	8	8	8	8	8
5	3				

Дууссан:сарөдөр



Даалгавар	1	2
Өөрийн үнэлгээ	